MattGPT Research Assistant

Professional User Guide

Your Complete Guide to Content Curation and Research

📑 Table of Contents

1. System Overview & Getting Started
2. Core Features & Access Methods
   2.1 What's Going On? (Daily Analysis)
   2.2 Week in Review
   2.3 Daily Podcast Generation
   2.4 Enhanced Chat Interface
3. Management Features
   3.1 Interest Management
   3.2 Customer Management
4. User Workflows & Diagrams
   4.1 Daily Research Workflow
   4.2 Content Discovery Workflow
   4.3 Management Workflows
5. Understanding Results & Outputs
   Article Scoring System
   Search and Filtering
6. Tips & Best Practices
   Optimal Interest Weighting Strategies
   Effective Chat Queries
   Daily Usage Recommendations
   System Maintenance

1. System Overview & Getting Started

MattGPT Research Assistant is a comprehensive content curation and research platform designed to help you stay informed about current events, manage your interests, and generate insights from curated content.

🏗️ Two-Track Architecture

The system operates on two complementary tracks:

- **Chat Operations**: Button-driven workflows for structured analysis
- **Enhanced Chat**: Conversational interactions for exploration and discussion

Main Interface Layout

⚠️ **First Time Setup:** When running "What's Going On?" for the first time each day, expect a 3-5 minute processing time as the system analyzes current events and builds your personalized feed.

2. Core Features & Access Methods

2.1 What's Going On? (Daily Analysis)

🔍 Purpose

Analyzes current tech and business events, curates articles based on your interests, and provides trending topic insights.

Access Method

Click the 📅 What's Going On? button in the action bar.

⏱️ **Processing Time:** First run each day requires 3-5 minutes for analysis. Subsequent runs show cached results instantly.

User Flow

Results Display

Results open in a modal window featuring:

- **Current Events Summary**: Key headlines and trending topics
- **Curated Articles**: Scored based on your interests
- **Search Functionality**: Filter articles by keywords
- **Article Actions**: Discuss, star, or open articles

2.2 Week in Review

📊 Purpose

Consolidates 7 days of current events analysis into weekly trends, keyword frequency, and comprehensive summaries.

Access Method

Click the 📺 Week in Review button.

Generated Content

- **Weekly Summary**: 3-4 paragraph analytical overview
- **Trending Keywords**: Most frequent terms across the week
- **Topic Trends**: Consolidated trending topics with counts
- **Date Range**: Specific period analyzed

2.3 Daily Podcast Generation

🎧 Purpose

Creates AI-generated podcast discussions between Alex (tech-focused) and Sam (business-focused) about the day's curated articles.

Access Method

Click the 🎧 Daily Podcast button.

Podcast Structure

- **Introduction**: Welcome and day overview
- **Article Discussions**: Individual segments per article
- **Closing**: Summary and wrap-up

⚡ **Tip:** Podcasts are saved as text scripts. Once generated, subsequent clicks show existing content immediately.

2.4 Enhanced Chat Interface

💬 Purpose

Conversational interface for discussing articles, analyzing URLs, querying your database, and exploring content.

Chat Capabilities

- **URL Analysis**: Paste any URL for instant analysis
- **Database Queries**: Ask about articles in your collection
- **Article Discussion**: Deep-dive conversations about specific content
- **Cross-referencing**: Find related articles and topics

Example Chat Queries

```
"Show me articles about artificial intelligence in my database"

"Analyze this URL: https://example.com/tech-article"

"What's the most important finding in the first article?"
```

3. Management Features

3.1 Interest Management

🎯 Purpose

Configure your research interests with weighted priorities to influence content scoring and personalized recommendations.

Weight System

Interests are rated on a 1-10 scale affecting article scoring:

- **9-10 (CRITICAL)**: Might boost to matching content
- **7-8 (HIGH)**: Moderate boost to matching content
- **5-6 (MEDIUM)**: Strong boost to matching content

Management Commands

```
add "Interest"
"Add artificial intelligence with weight 8.5"
modify Weight:
"Change weight of technology to 7"
Remove "Interest":
"Remove climate change interest"
```

Access Workflow

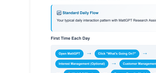

3.2 Customer Management

🏢 Purpose

Organize business contacts and companies for targeted content analysis and customer insights generation.

Customer Structure

- **Cluster**: Industry or category grouping
- **Customer Name**: Company or contact name
- **Reference URL**: Starting material (website, annual report, etc.)
- **Cache Path**: Local storage for downloaded content

Customer Workflow

What's Going On?
Customer Management Offer
Choose "Yes"
Add Cluster/Reference
Will Ask Analysis Focus
Adding a Customer (4-Step Process)
Step 1: Cluster Name
"Technology Startups"
Step 2: Customer Name
"Acme AI Solutions"
Step 3: Reference URL
"https://acme-ai.com/annual-report"
Step 4: Analysis Focus
"and or "skip"
```

⚠️ **Duplicate Detection:** The system checks for existing customers and prompts for confirmation if duplicates are found.

# 4. User Workflows & Diagrams

## 4.1 Daily Research Workflow

### 📅 Standard Daily Flow

The typical daily interaction pattern with MattGPT Research Assistant:

### First Time Each Day

### Subsequent Times Same Day

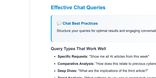


## 4.2 Content Discovery Workflow

### 🔍 Exploration Flow

How to discover and analyze new content through chat interactions.

### URL Analysis Flow

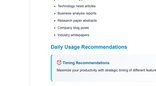


### Database Query Flow

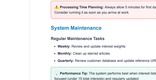


## 4.3 Management Workflows

### Interest Configuration Workflow




### Customer Setup Workflow




# 5. Understanding Results & Outputs

## Article Scoring System

### 📊 How Articles Are Ranked

Articles receive scores based on relevance to your interests, trending topics, and content quality.

### Score Components

- **Base Relevance**: Content topic matching
- **Interest Boost**: Weighted by your configured interests
- **Trending Boost**: Hot topics get additional scoring
- **Source Quality**: Authoritative sources receive preference

### Modal Window Navigation

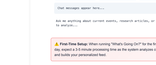


## Search and Filtering

### Filter Options

- **All Articles**: Complete curated collection
- **Trending Now**: High-boost articles with trending topics
- **Search**: Keyword-based filtering

### Article Actions

- 💬 **Discuss**: Start chat conversation about the article
- ⭐ **Star**: Bookmark for later reference
- 🔗 **Open**: Visit original source URL

# 6. Tips & Best Practices

## Optimal Interest Weighting Strategies

⚖️ **Balanced Portfolio Approach:** Use a mix of weight levels rather than setting everything to 10. This ensures diverse content discovery.

### Recommended Weight Distribution

- **Core Focus Areas (7-10):** 2-3 primary interests
- **Secondary Interests (4-6):** 4-5 supporting topics
- **Exploratory Areas (1-3):** 1-2 discovery topics

### Example Interest Configuration

```
Artificial Intelligence 9
Machine Learning 8
Cybersecurity 7
Cloud Infrastructure 5
Blockchain 3
Quantum Computing 1
```

Effective Chat Queries

💬 Chat Best Practices

Structure your queries for optimal results and engaging conversations.

Query Types That Work Well

- **Specific Requests**: "Show me all AI articles from this week"
- **Comparative Analysis**: "How does this relate to previous cybersecurity articles?"
- **Deep Dives**: "What are the implications of the third article?"
- **Trend Analysis**: "What patterns do you see in recent tech coverage?"

📊 Analysis Best Practices

📚 **Supported Content:** The system works best with news articles, blog posts, research papers, and company reports. Social media posts may have limited analysis depth.

Optimal URL Types

- Technology news articles
- Business analysis reports
- Research paper abstracts
- Company blog posts
- Industry whitepapers

Daily Usage Recommendations

⏰ Timing Recommendations

Maximize your productivity with strategic timing of different features.

Suggested Daily Schedule

- **Morning (8-10 AM):** Run "What's Going On?" for fresh analysis
- **Mid-Morning (10-11 AM):** Review results, star important articles
- **Lunch Break:** Listen to daily podcast or use chat for quick queries
- **End of Week:** Generate "Week in Review" for trend analysis

⏱️ **Processing Time Planning:** Always allow 5 minutes for first-time analysis. Consider running it as soon as you arrive at work.

System Maintenance

Regular Maintenance Tasks

- **Weekly:** Review and update interest weights
- **Monthly:** Clean up starred articles
- **Quarterly:** Review customer database and update reference URLs

⚡ **Performance Tip:** The system performs best when interest lists are kept focused (under 10 total interests) and regularly updated.

```